

Enthrill-

Enthrill is a redemption platform, which allows you to deliver ebooks to any device and works across all e-readers, tablets, smartphones and computers with no apps required. This can be used to send to reviewers without worrying about the compatibility of the ereader they are going to use. To redeem a code for an ebook, the reader simply visits the redemption website, enters the code and their e-mail address then downloads the book to an ereader of choice.

****PLEASE MAKE SURE WHEN YOU ARE DOWNLOADING THE CODE, IT IS ONTO THE DEVICE YOU WOULD LIKE TO READ ON. YOU ARE ABLE TO DOWNLOAD THE CODE 6 TIMES, BUT ONLY TO ONE DEVICE. I.E., IF YOU WANT TO READ IT ON YOUR KINDLE READER, ONLY OPEN THE DOWNLOAD FILE TO YOUR KINDLE READER; IF YOU WANT TO READ IT ON YOUR IPHONE, ONLY OPEN THE DOWNLOAD FILE TO YOUR IPHONE. IF YOU HAVE ANY ISSUES, PLEASE GO TO**

<https://endpaperengine.com/contact/form/> **

How it Works

- Each code is specific to whoever uses it, so there is only one time the person is able to use the code.
- In order to redeem the code, begin by going to the website: <http://www.kensingtonbooks.com/redeem>.
- Copy and paste redemption code into the first box, enter your email address into the second box, and click the “I have read and agreed to the terms and agreement” box. Once that is filled out and checked, click “redeem.”



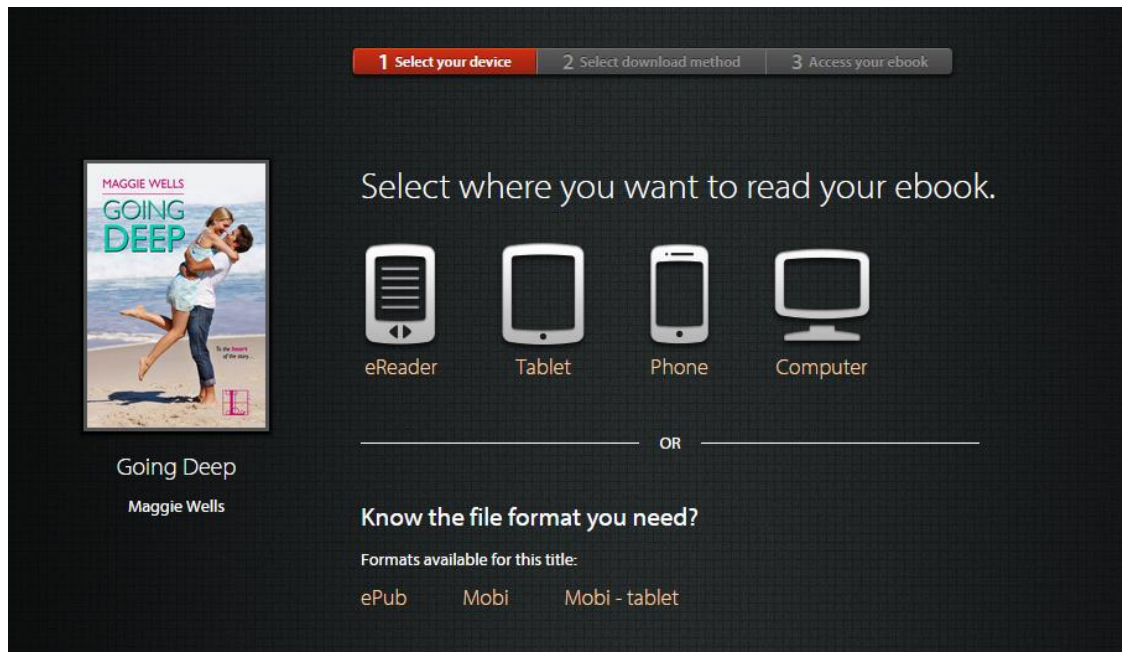
EBOOK DOWNLOAD

Please enter your unique code below to download your FREE eBook.

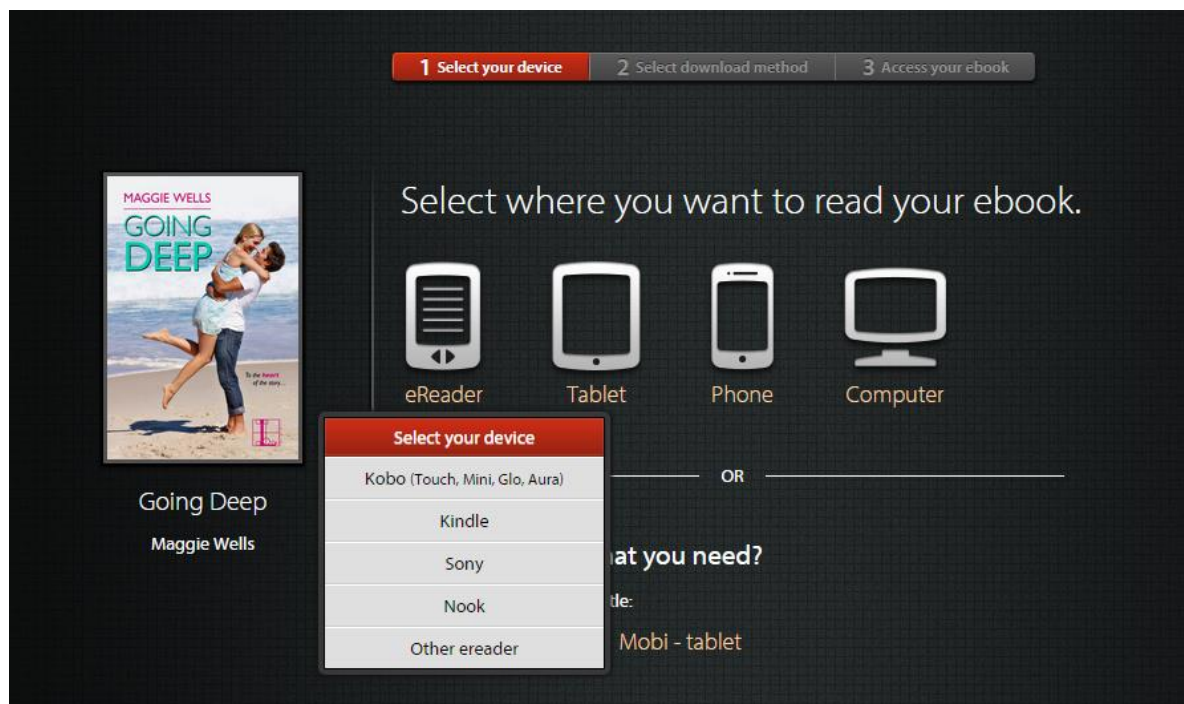
I have read and agree to the Terms of Service / User Agreement and Privacy Policy.




- Once you hit the redeem button it will bring you to the next page. This page is where you will decide and select which device or file format you would like the eBook in.



- When you hover over each graphic you will have multiple choices to pick from, e.g. Nook, Kindle Fire, Sony, iPhone, Kobo Arc, etc. Below are shots of all the options you will have to choose from



1 Select your device | 2 Select download method | 3 Access your ebook



Going Deep
Maggie Wells

Select where you want to read your ebook.

eReader | Tablet | Phone | Computer

Select your device


- iPad (all models)
- Kindle Fire
- Kindle Fire HD
- Kindle Fire HDX
- Kobo Arc
- Kobo Vox
- Nook Color
- Nook HD
- Surface
- Samsung Galaxy
- Other Android Devices

Know the file format you need?
Formats available for this title:
ePub | Mobi | Mobi - tablet

Privacy Policy | Terms of Use | FAQs | Download Instructions | Contact Us

© 2015 Amazon.com, Inc. or its affiliates. All trademarks are property of their respective owners.

1 Select your device | 2 Select download method | 3 Access your ebook



Going Deep
Maggie Wells

Select where you want to read your ebook.

eReader | Tablet | Phone | Computer

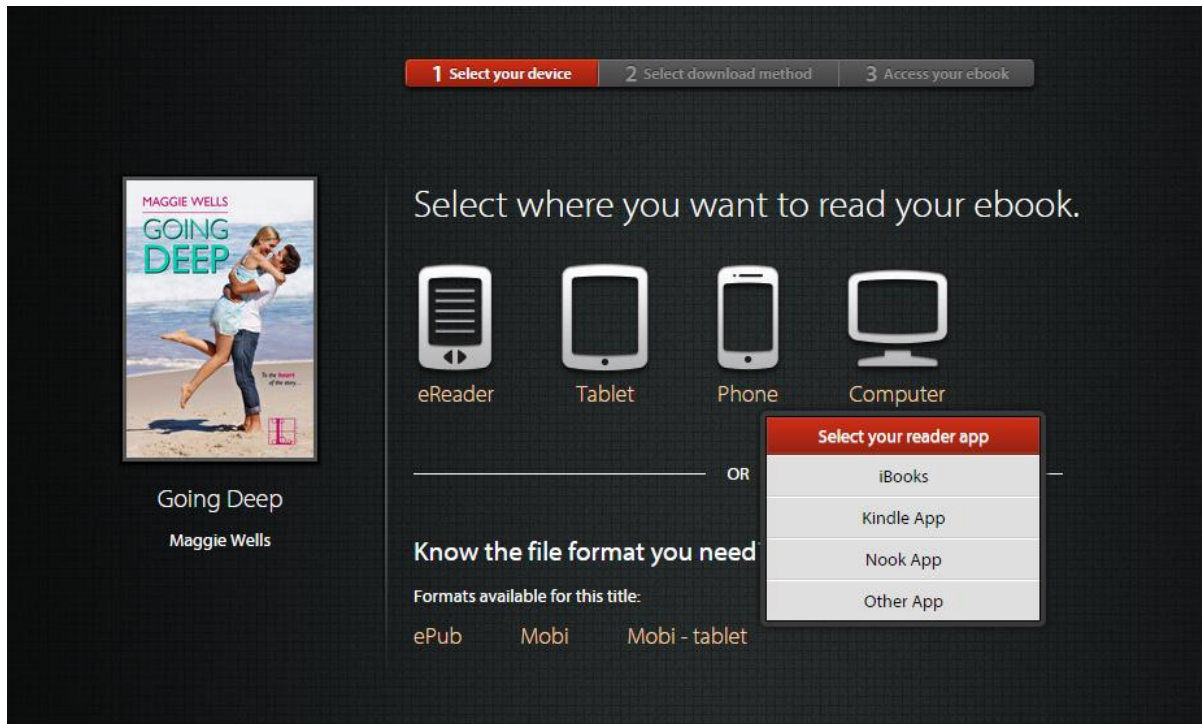
Select your device

iPhone

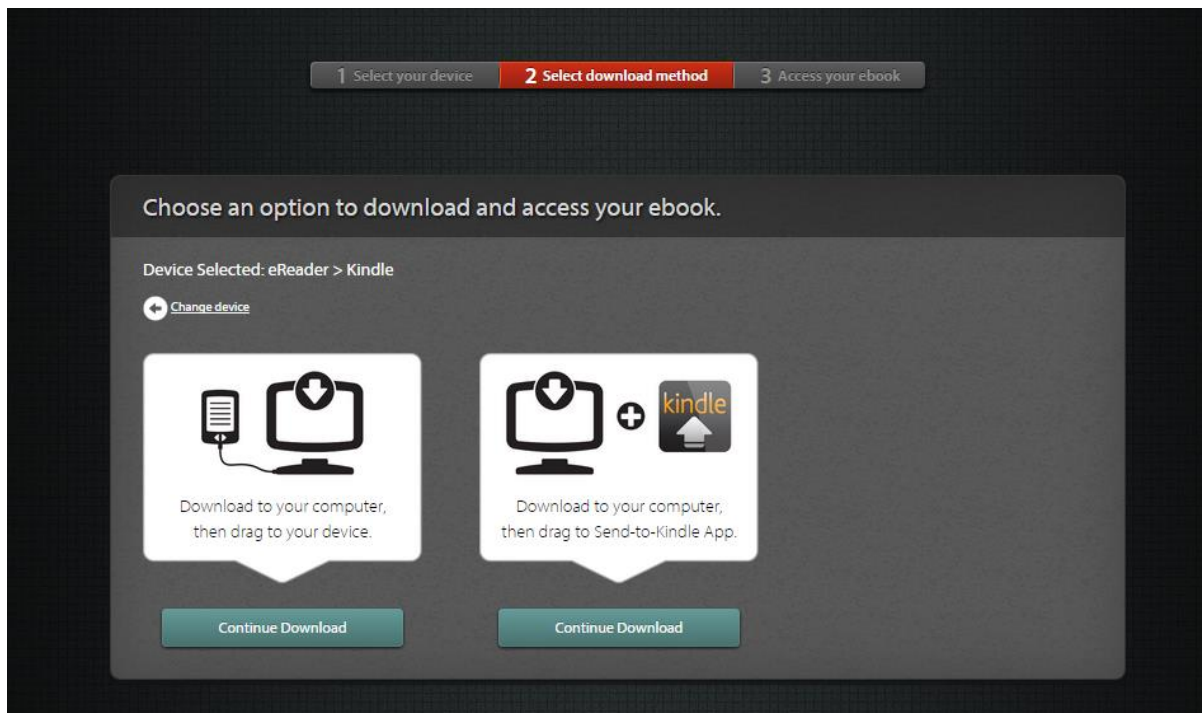
Select your reader app

- iBooks
- Kindle App
- Nook App
- Other App

Know the file format you need?
Formats available for this title:
ePub | Mobi | Mobi - tablet



- When you decide on which platform you are going to use, you are going to click on it. i.e. you clicked on the Kindle option under ereader. Below is the page that will pop up.




- Decide which option you want for downloading your ebook and click on the corresponding "Continue Download" button. Below is the page that will pop up.

Download to your ' Kindle '

[Change download method](#)

1. Connect your 'Kindle' to your computer.
2. Download your ebook. Right-click the download button below and select:
 - o 'Save link as' (Firefox or Chrome)
 - o 'Download linked file' (Safari)
 - o 'Save target as' (Internet Explorer)
3. If using Windows 8 follow these directions, otherwise skip to step 4.
 - o Save the ebook to your computer desktop
 - o Drag and drop the ebook file to the 'Documents' folder of the Kindle device on your computer
 - o Go to step 5
4. Save your ebook to your 'Kindle'. Select the device entitled 'Kindle' in the left column of the pop-up window, then the 'Documents' folder and click 'save'.
5. Eject your 'Kindle'. Improperly disconnecting your device can damage your ebook file making it unreadable.
6. Access your book. Open your Kindle and your new ebook will be listed on the home page.

[Right-click to Download](#) 

- **Download the ebook and you are done.**

Let's look at the process if you decided on another route. Below are the steps for a Sony ereader download.


- **Click on the Sony option below the ereader graphic and this page will open**

1 Select your device **2 Select download method** 3 Access your ebook


Choose an option to download and access your ebook.

Device Selected: eReader > Sony

[Change device](#)



Sideload to eReader



Access Account

- **Click on the Sideload to eReader option.**

1 Select your device 2 Select download method 3 Access your ebook

Download to your 'Sony'

[Change download method](#)

1. Connect your 'Sony Reader' to your computer.
2. Download your ebook. Right-click the download button below and select:
 - o 'Save link as' (Firefox or Chrome)
 - o 'Download linked file' (Safari)
 - o 'Save target as' (Internet Explorer)
3. If using Windows 8 follow these directions, otherwise skip to step 4.
 - o Save the ebook to your computer desktop
 - o Drag and drop the ebook file to the 'Documents' folder of the Sony device on your computer
 - o Go to step 5
4. Save your ebook to your 'Sony Reader'. Select the device entitled 'READER' in the left column of the pop-up window and click 'save'.
5. Eject your 'Sony Reader'. Improperly disconnecting your device can damage your ebook file making it unreadable.
6. Access your book. Ensure you have installed the Sony Reader Library Application in order to read your book.

[Right-click to Download](#)

Here are the steps if you decide to use your iPhone and use the iBooks option.

- **You click on the "Email Download Links." See Below.**

1 Select your device 2 Select download method 3 Access your ebook

Choose an option to download and access your ebook.

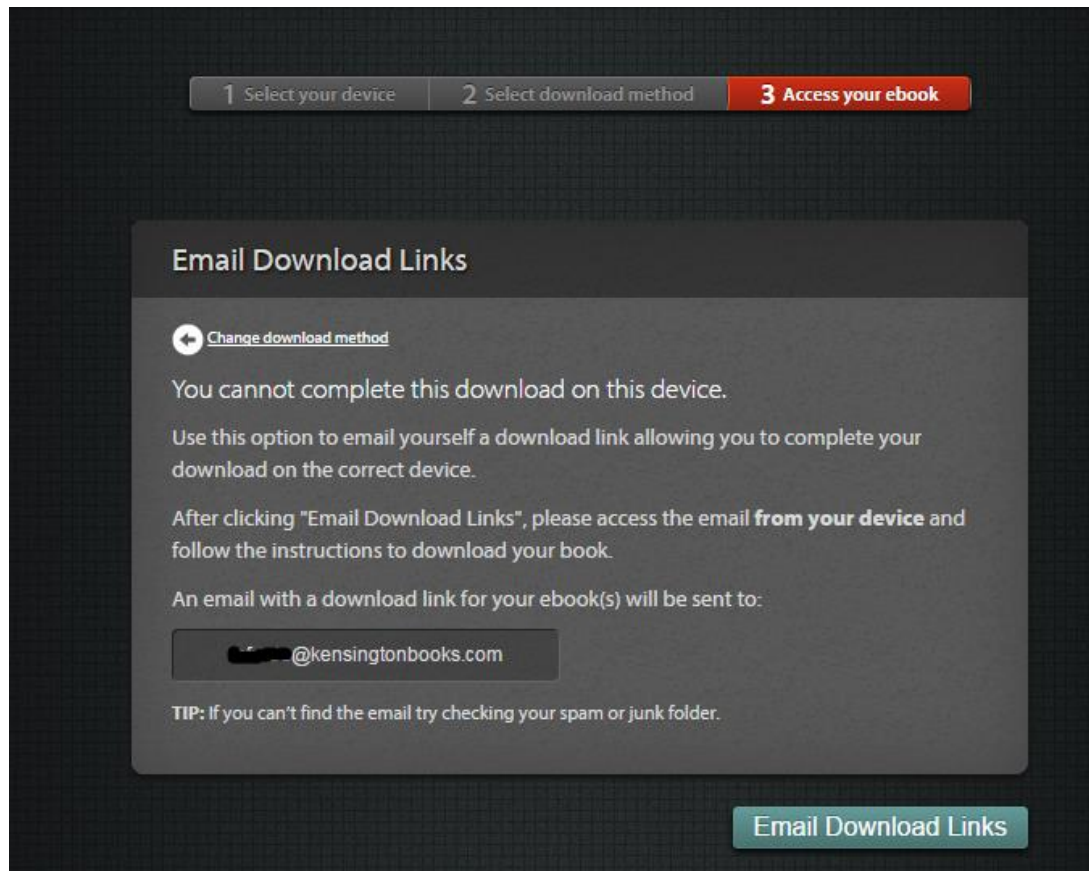
Device Selected: iPhone > iBooks

[Change device](#)

Have you redeemed a book code or made a purchase using your laptop? Here are some great ways to easily get your ebook from your computer to your tablet or smartphone.

Email Download Links Access Account

- Once you've clicked, put your email into the space as seen below and you will be emailed a download link that will open and save right into your iBooks.



- Once you've downloaded your ebook you should be able to open it in whatever device you have opted to use.

Any questions or concerns please do not hesitate to contact us.